

T: 01608 648430  
E: enquiry@loveyourhut.co.uk  
W: www.loveyourhut.co.uk







# love your hut


## Summer's Here!

Dear Hutter


Summer's here, and it's time to enjoy your beach hut. The weather's treating us well at the moment, so make the most of it – you simply can't beat that magic combination of sun, sea, sand and your hut!

**Your hut is important to you, that's why it's important to us.** To make sure you can enjoy your hut to the full, we've put together a useful checklist to help you to reduce the risk of harm over the summer. At Love Your Hut, we go beyond just providing insurance.

-  **Barbeques** – never use accelerants such as petrol and don't leave the barbeque unattended. Never take a portable barbeque into your hut or use in an enclosed space and don't dispose of it whilst hot into a bin; leave it beside the bin.
-  **Avoid fire risk** – remove any litter, driftwood or debris that could be used as a fire source, make sure gas is turned off and keep your hut in good repair to deter fire setters. Before leaving your hut unattended, check that any sources of ignition are removed.
-  **Keep watch** – be sure to keep an eye on your hut and your neighbours', reporting any damage early as this can prevent further damage.
-  **Warm weather means higher chance of vandalism & malicious damage** – report intruders, secure your beach hut with good quality locks, locking all windows and doors when you leave. A cared-for hut is less likely to suffer from crime or antisocial behaviour. Don't leave materials around the hut that could be used to damage the hut, e.g. large stones or drift wood.

 **Be secure** – don't leave keys or other valuables unattended or on display – keep them safely on your person or locked away. Remember to take valuables with you when you leave your hut.

If using your bike at the beach, make sure you have a good bike lock and secure it to a bike rack or lamp post.

 **Renting out your hut** – remember you are covered for renting out your beach hut if you are insured by Love Your Hut. Brief the people you are letting out to, on the "do's and don'ts" of the beach and looking after your hut – leave a checklist in your hut to help them.

**Finally**, keep checking your hut as often as possible or ask someone to keep an eye on it for you.

**Remember**, at Love Your Hut, we're working closely with beach hut owners and Owners' Associations throughout Britain, making sure your beach hut is looked after and kept in good shape, all year round.

If you would like any more information on the benefits of Beach Hut Owners' Associations, practical advice on looking after your hut or to discuss insurance arrangements, contact your local association secretary or contact us:

**E: enquiry@loveyourhut.co.uk**

**T: 01608 648430**



**Web** – [www.loveyourhut.co.uk](http://www.loveyourhut.co.uk) **Email** – [enquiry@loveyourhut.co.uk](mailto:enquiry@loveyourhut.co.uk) **Tel** – 01608 648430